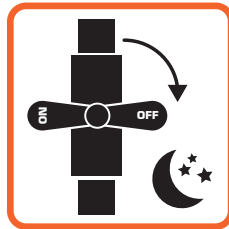


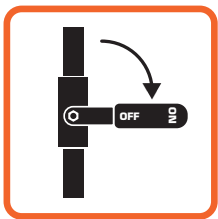
TIPS FOR USING GAS SAFELY



Before you turn on your gas stove, make it a habit to open all doors and windows for proper ventilation.



Always close your gas tap before you go to bed at night.



If you will be away from your house, always close the control valve located at the gas meter beside your connection.



Ensure the grip clips attached at both ends of your rubber hose are fitted correctly.



Visually check your gas rubber tube for any cuts or damages.



Never use non-standard or counterfeit rubber tubes.



Don't cover rubber tubes and regularly clean them with a wet cloth.



When you are cleaning the burner, close the main valve and gas tap and allow the stove to cool down. Clean with warm water, cloth, soap or other cleaning agents if the burner is oily. Clean the burner head with a hard brush.



Ensure that hot utensils or liquids are kept away from your rubber tube.



Never place items that can catch fire easily near your gas connection.



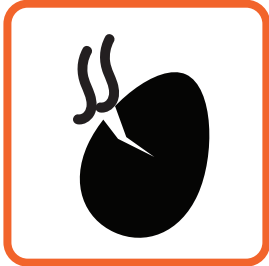
Keep children away from the gas stove and gas connection.



Inform AG&P Pratham if there is going to be any digging or construction work near your gas line.

WHAT TO DO WHEN YOU NOTICE A GAS LEAK

HOW DO YOU RECOGNISE A GAS LEAK?



The most tell-tale sign is the unusual smell, like rotten eggs.



Look for any visible damage to your connection.

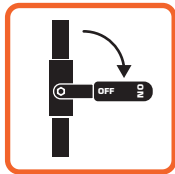


Check nearby vegetation and plants for discolouring or any stagnant water bubbling.



Listen for any whistling or hissing sound near your gas line.

IN CASE YOU DETECT A GAS LEAK, TAKE THE FOLLOWING PRECAUTIONS



Close the main control valve or regulator to stop gas flow.



Open all windows and doors to let air flow through the house.



Evacuate the area of the gas leak.



Do not switch ON/OFF any electrical equipment and appliances or use mobile phones and landlines as their sparks could start a fire.



Do not allow any flame or sparks near the leakage point.



Do not use your mobile phone and your landline at the gas leak area if the gas smell/leakage has spread through the house.



Leave all repairs to a trained technician from AG&P Pratham.



Go outside at a safe distance from the gas leak and immediately call AG&P Pratham at 0291-2944699.

In case you return to your house and still smell gas, do not turn any electric switches ON/OFF. Open the doors and windows and check that your gas connection is properly off. If the gas smell persists, vacate your home to a safe place. Immediately call AG&P Pratham at 0291-2944699. Similarly, if there is gas smell coming from a nearby home, call AG&P Pratham immediately.